



BUILDING CODE COMPLIANCE OFFICE (BCCO)
PRODUCT CONTROL DIVISION

MIAMI-DADE COUNTY, FLORIDA
METRO-DADE FLAGLER BUILDING
140 WEST FLAGLER STREET, SUITE 1603
MIAMI, FLORIDA 33130-1563
(305) 375-2901 FAX (305) 375-2908

NOTICE OF ACCEPTANCE (NOA)

JM Metals
1505 Cox Road
Cocoa, FL. 32926

SCOPE:

This NOA is being issued under the applicable rules and regulations governing the use of construction materials. The documentation submitted has been reviewed by the BCCO and accepted by the Building Code and Product Review Committee to be used in Miami Dade County and other areas where allowed by the Authority Having Jurisdiction (AHJ).

This NOA shall not be valid after the expiration date stated below. The Miami-Dade County Product Control Division (In Miami Dade County) and/or the AHJ (in areas other than Miami Dade County) reserve the right to have this product or material tested for quality assurance purposes. If this product or material fails to perform in the accepted manner, the manufacturer will incur the expense of such testing and the AHJ may immediately revoke, modify, or suspend the use of such product or material within their jurisdiction. BORA reserves the right to revoke this acceptance, if it is determined by Miami-Dade County Product Control Division that this product or material fails to meet the requirements of the applicable building code.

This product is approved as described herein, and has been designed to comply with the Florida Building Code, including the High Velocity Hurricane Zone.

DESCRIPTION: JM "5V" Crimp Architectural Metal Roof System

LABELING: Each unit shall bear a permanent label with the manufacturer's name or logo, city, state and following statement: "Miami-Dade County Product Control Approved", unless otherwise noted herein.

RENEWAL of this NOA shall be considered after a renewal application has been filed and there has been no change in the applicable building code negatively affecting the performance of this product.

TERMINATION of this NOA will occur after the expiration date or if there has been a revision or change in the materials, use, and/or manufacture of the product or process. Misuse of this NOA as an endorsement of any product, for sales, advertising or any other purposes shall automatically terminate this NOA. Failure to comply with any section of this NOA shall be cause for termination and removal of NOA.

ADVERTISEMENT: The NOA number preceded by the words Miami-Dade County, Florida, and followed by the expiration date may be displayed in advertising literature. If any portion of the NOA is displayed, then it shall be done in its entirety.

INSPECTION: A copy of this entire NOA shall be provided to the user by the manufacturer or its distributors and shall be available for inspection at the job site at the request of the Building Official.

This NOA consists of pages 1 through 7.
The submitted documentation was reviewed by Alex Tigera.



NOA No.: 07-0606.03
Expiration Date: 06/08/12
Approval Date: 06/08/07
Page 1 of 7

ROOFING SYSTEM APPROVAL:

Category: Roofing
Sub-Category: Metal, Panels (Non-Structural)
Material: Steel
Deck Type: Wood
Maximum Design Pressure -114.25 psf.

TRADE NAMES OF PRODUCTS MANUFACTURED OR LABELED BY APPLICANT:

<u>Product</u>	<u>Dimensions</u>	<u>Test Specifications</u>	<u>Product Description</u>
5V Steel Roofing Panel	l = varies w = 26" h = 1/2" Min. Thickness 0.019"	TAS 110	Metal Roof panel coated with Fluoropon®.

TRADE NAMES OF PRODUCTS MANUFACTURED BY OTHERS:

<u>Product</u>	<u>Dimensions</u>	<u>Product Description</u>	<u>Manufacturer</u>
Fasteners (Panel)	#9-15 HH	Corrosion resistant, sharp point hex-head screws with 1/2" EPDM Bonded Steel sealing washer.	generic

EVIDENCE SUBMITTED:

<u>Test Agency</u>	<u>Test Identifier</u>	<u>Test Name/Report</u>	<u>Date</u>
The Valspar Corporation	Lab Test Certification	ASTM B-117 ASTM G-23	
PRI Asphalt Technologies, Inc.	JMM-001-01-01	TAS 100	05/10/01
Underwriters Laboratories, Inc.	01NK5594	TAS 125	01/15/01
Hurricane Test Laboratory, LLC	0223-0517-06	TAS 125	6/7/06



APPROVED SYSTEMS:

SYSTEM: 5V Steel Roofing Panel

Deck Type: Wood, Non-insulated

Deck Description: New Construction or Re-roof
 $1^{9}/_{32}$ " or greater plywood or wood plank.

Slope Range: 2":12" or greater

Maximum Uplift Pressure: See Panel Fastening Options Below

Deck Attachment: In accordance with applicable building code, but in no case shall it be less than 8d ring shank nails spaced 6" o.c. In reroofing, where the deck is less than $1^{9}/_{32}$ " thick (Minimum $1^{5}/_{32}$ ") The above attachment method must be in addition to existing attachment.

Underlayment: Minimum underlayment shall be an ASTM D 226 Type II installed with a minimum 4" side-lap and 6" end-laps. Underlayment shall be fastened with corrosion resistant tin-caps and 12 gauge 1 $1/4$ " annular ring-shank nails, spaced 6" o.c. at all laps and two staggered rows 12" o.c. in the field of the roll.

Valleys: Valley construction shall be in compliance with Roofing Application Standard RAS 133 and with JM Metals 5V Steel Roofing Panel' current published installation instructions.

Fire Barrier Board: Any approved Fire Barrier with a current NOA, or for class A or B fire rating, install minimum $1/4$ " thick Georgia Pacific "Dens Deck" (with current NOA) or minimum 4mm thick of Tritex, RockRoof (with current NOA) or $5/8$ " water resistant type X gypsum sheathing with treated core and facer, or minimum one layer of Elk Versashield (with current NOA).



Metal Panels and Accessories:

Install the "5V Steel Roofing Panel" and accessories in compliance with JM Metals' current published installation instructions and details. Flashing, penetrations, valley construction and other details shall be constructed in compliance with the minimum requirements provided in Roofing Application Standards RAS 133.

5V Roofing Panels shall be fastened with a minimum of #9-15 HH corrosion resistant fasteners with sealing washer. Fasteners shall of sufficient length to penetrate through the sheathing a minimum of $\frac{3}{16}$ ". Fasteners shall be place in accordance with fastener detail herein as follows:

Fasteners shall be installed at a maximum of 12" o.c. at side laps perpendicular to roof slope and at a maximum of 12" o.c. in the center of the panel at the field perpendicular to roof slope.

Field conditions: Fastener shall be placed at high points of panel ribs. See **Detail B**.

Maximum Design Pressure: -85psf. (See General Limitation #1)

Perimeter and Corner

Condition: Fastener shall be placed at low points of panel ribs. See **Detail C**.

Maximum Design Pressure: -114.25psf. (See General Limitation #1)

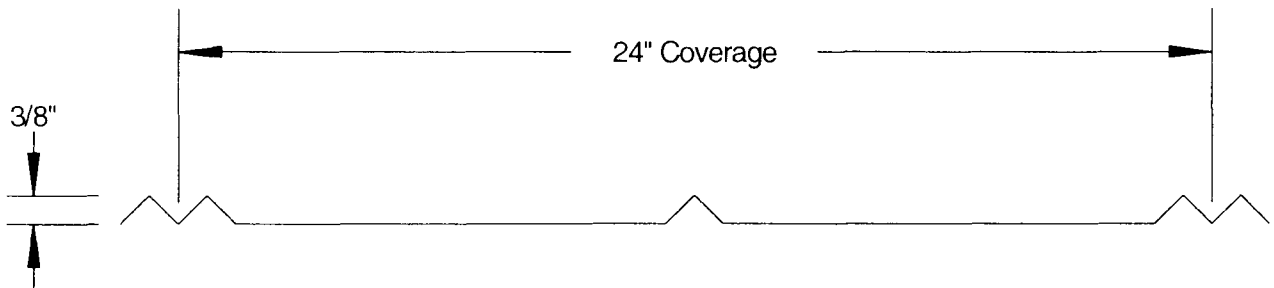


SYSTEM LIMITATIONS:

1. The maximum designed pressure listed herein shall be applicable to all roof pressure zones (i.e. field, perimeters, and corners). Neither rational analysis, nor extrapolation shall be permitted for enhanced fastening at enhanced pressure zones (i.e. perimeters, extended corners and corners).
2. All panels shall be permanently labeled with the manufacturer's name or logo, and the following statement: "Miami-Dade County Product Control Approved."
3. Panels shall be roll formed in continuous lengths from eave to ridge. Maximum lengths shall be as described in Miami-Dade County Roofing Application Protocol RAS 133.
4. All products listed herein shall have a quality assurance audit in accordance with the Florida Building Code and Rule 9B-72 of the Florida Administrative Code.

PROFILE DRAWINGS

DETAIL A

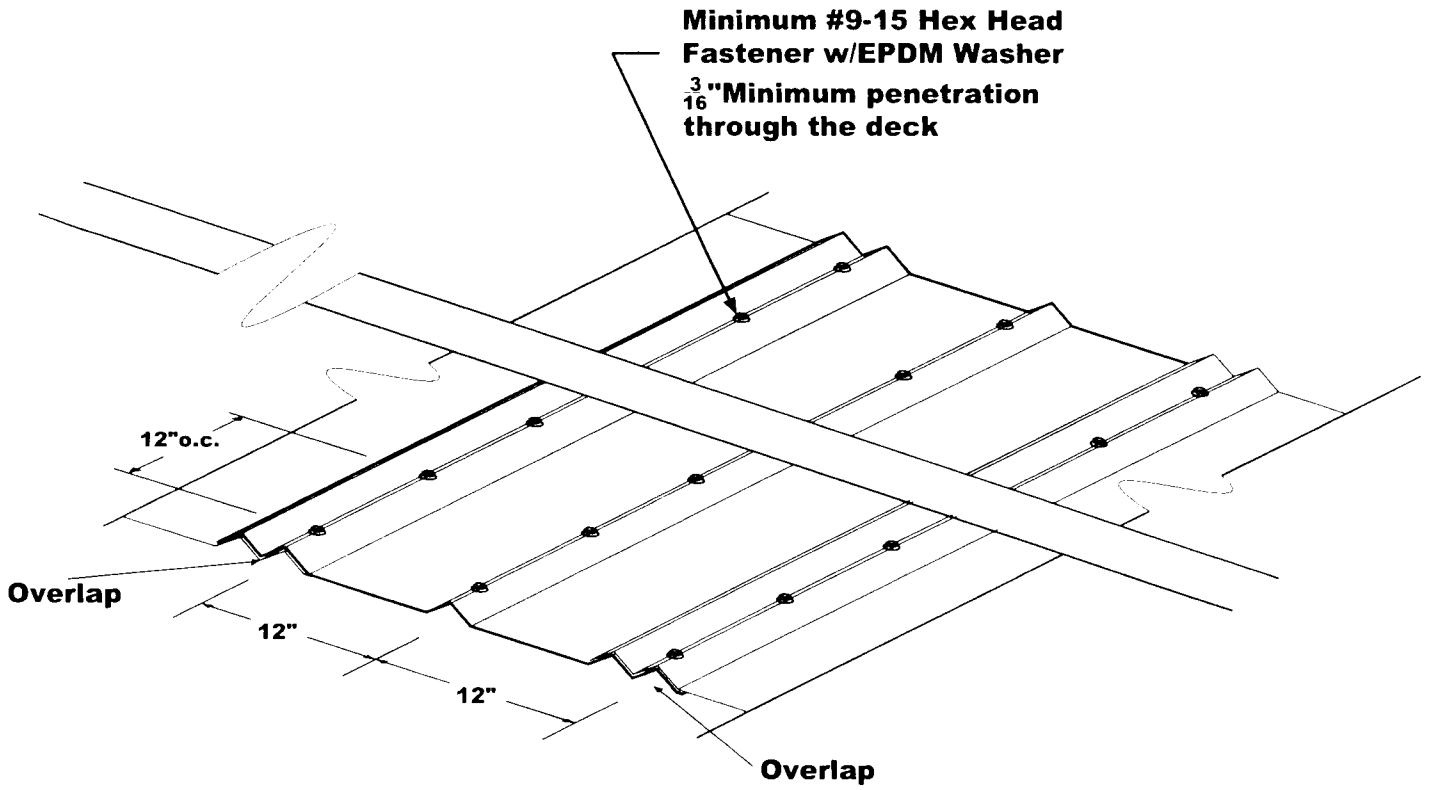


J.M. METALS "5V" CRIMP ROOF PANEL

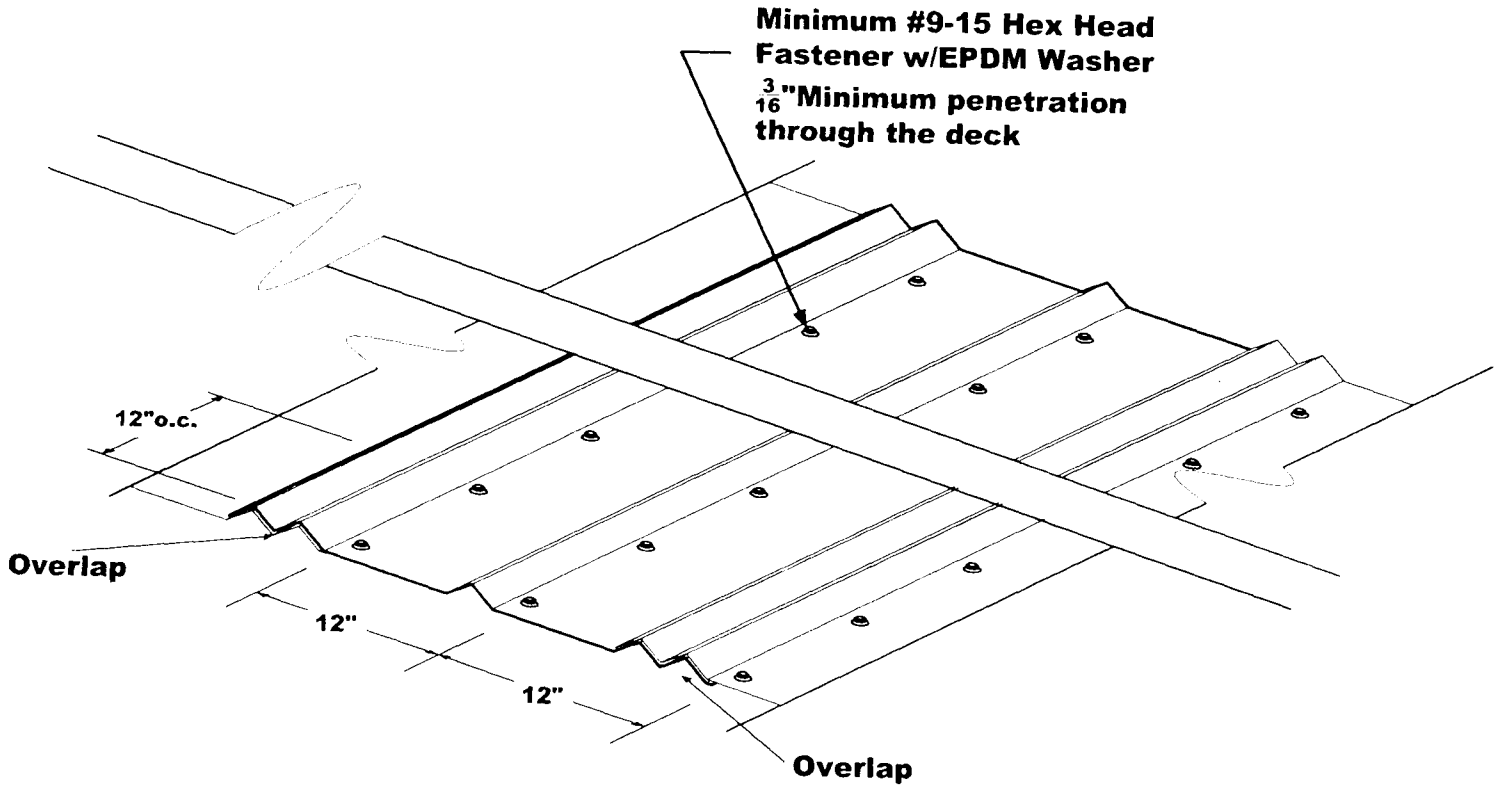


NOA No.: 07-0606.03
Expiration Date: 06/08/12
Approval Date: 06/08/07
Page 5 of 7

**DETAIL B
(FIELD CONDITION)**



**DETAIL C
(PERIMETER AND CORNER CONDITION)**



END OF THIS ACCEPTANCE



NOA No.: 07-0606.03
Expiration Date: 06/08/12
Approval Date: 06/08/07
Page 7 of 7